

opelia ren
Bridal

BRIDAL COLLECTION 2022 - 2023



OPHELIA REN
BRIDAL'S
GUIDE TO
WEDDING
ACCESSORIES

Image by Sophie Ruck Photography.

Floral hair accessories can be just what you are looking for to complete your bridal look. From boho to city chic and country garden to retro glam, there is a flower or style headpiece to suit everyone.

'I just got the head pieces. They are even more beautiful in real life and surprisingly light as a feather. Absolutely gorgeous can't wait to use them'

[Idomakeupandhair_](#)

This guide aims to demystify wedding hair accessories - demonstrating what styles are available and the different ways they are worn.

Not sure about wearing flowers in your hair? Don't worry, there are alternatives. Don't leave boutonnieres or buttonholes as an afterthought, make them a feature for anyone in your bridal party. Or how about gaining some wows with statement earrings, whether you are a guest or the bride herself.

Use accessories to pull together your chosen colour scheme or floral choices by buying them as gifts that can be treasured afterwards. Mother of the bride - groomsmen, flower girls and bridesmaids - there's something for everyone!



Content

- 01 Ornamental Hairpins
- 04 Headbands and Floral Crowns
- 07 Hairpieces and Hair Vines
- 10 Boutonnieres, Buttonholes and Pins
- 12 Statement Earrings
- 13 Get in Touch

Ornamental
hairpins






Hair pins can bring flexibility to your wedding day: whether they are small individual buds that can be scattered in your hair, or bunched together to build the look you are after. With pins you can have as few or as many as you would like. And don't think you are limited to an updo - you're not! Pop in a tiny ponytail underneath a layer of hair where you would like your pin to go, and voila, your pin can be secured in place no matter the style.

Similarly, the ornamental pins are an Ophelia Ren Bridal signature design. This decorative hair pin offers a larger, decorative display of flowers that can be worn in numerous ways. The pin anchors the piece and the graduation of flowers, descending in size, provides vine-like foliage that can be wrapped round the head. Take a look on the next page and my website's inspiration page to see just how many ways these ornamental pins can be worn.

Image by Chloe Martin Photography



1

Wear as a pair. At the back of the head, over the top of the head or on either side.

2

Draped over a messy bun or chic chignon

3

Relaxed ponytail to one side.

4

Curved and styled to fit your bridal look.



Headbands and
Floral Crowns

The crown of the hair accessory is the headband. Floral garlands or headdresses have long been a fashion statement - a way to wow your guests. Stylish luxury headbands will put a spring in your step and make you stand out for all the right reasons.

These wearable delights suit most face shapes and can be worn as a headband at the top of the head, titled forward towards the forehead, or pushed back and secured by pins to create the illusion of a vine. Up or down, veil or no veil, a headband creates an exquisite statement with the maximum of ease.

Image by Maria Madison Photography



1

Ruffled Tulip Headband in pale lilac

2


Waxflower: Ivory Pearl Headband in white and sage green

3

Chrysanthemum and Rose floral Headband



1



2

Images by Hannah Sherman Photography,
Safrina Smith Photography,
Flashback Images




3



Hairpieces and
vines

Image by Michelle Kiek.



1. Worn at the back 2. Worn at the front 3. Left or right 4. Hair up or down



1. Chrysanthemum and Rose Hairpiece in white

2. Chrysanthemum and Rose Hairpiece in white and pale pink

Hairpieces can come in a number of shapes and sizes and can be positioned just about anywhere on the head. They will come with hidden methods of attachment such as a hair comb. Indeed, all Ophelia Ren Bridal accessories come with hidden loops that can be secured with hair pins. Look out for designs with hair combs, they can always be added upon request to any design and provide added stability when wearing your hairpiece with a veil. Wear one to enhance a simple topknot, add florals to a tousled bun or enhance a relaxed braid. And don't think a hairpiece isn't for long flowing locks or a short cropped cut - they are!



How about a vine? These headpieces tend to be longer, affording you the option of framing your face and/or hair, and will look beautiful above a veil or used to provide a delicate spray of blooms entwined in your hair.



Boutonnieres,
Buttonholes and Pins

Ophelia Ren Bridal brooches and boutonnieres are made to be versatile. They are designed around a long pin and removable protector which allows them to be worn as an alternative to the buttonhole, as a brooch, or to be secured in the hair as a hairpin.


A boutonniere is a floral decoration, typically a single flower or bud, worn on the lapel of a tuxedo or suit jacket. While worn frequently in the past, boutonnieres are now usually reserved for special occasions. Ophelia Ren Bridal goes beyond this, making buttonholes accessible to the whole bridal party. A perfect gift for the Mother of the Bride, your groomsmen or pageboy.



1

1. Orchid boutonhole and hairpin in pale pink
2. Single Cherry Blossom Boutonniere in dusty pink
3. Cherry Blossom Boutonniere in dusty pink

2




3



Statement Earrings

Undecided about adding something to your hair? Then that's ok, Ophelia Ren Bridal offers the perfect alternative in a range of statement earrings for when you want something special for your big day. They can always be worn afterwards too. The perfect keepsake.





2

1. **The drop** - an elegant classic that pops and has sway. Choose a trace drop earring to make a simple statement. These earrings are adjustable in height and can come in a range of colours. Just let me know your colour palette.



1

2. **The hoop** - The small or mid-size - this allows you to go for something different without it being too obtrusive. The Iris mid-hoop proves to be a customer favourite from the Ophelia Ren Bridal range and is a great way of adding flowers to your day with a contemporary twist.

3. **The statement hoop** - This is a show stopper. These 7cm hoops are a feature whether you wear your hair up or down. Stand out with these sculptural hoops and create a bridal look to remember.

3



Get in Touch

info@opheliarenbridal.com

[@opheliarenbridal](https://www.instagram.com/opheliarenbridal)

www.opheliarenbridal.com